



Growth Record

IAP Chart® on Length, weight and head circumference for **GIRLS** from 0-36 months




Growth Record

IAP Chart® on Length, weight and head circumference for **BOYS** from 0-36 months



INDIRA GANDHI CO.OP. HOSPITAL
 MANJODI, THALASSERY
 Ph : 0490 2328500 (30 Lines), FAX : 0490 2320730

Dr. K.P.A. SIDDEEK M.D, D.C.H.
 Consultant Paediatrician



BABY'S HEALTH CARD


Name of the Baby : B/o Ramshreya
 Sex : Fe Date of Birth 3/6/18 Time 8:11 pm
 Nature of Birth : Normal (Normal/Otherwise)
 Weight at Birth : 3 kg
 Head of circumference : 32 cm
 Length : 53 cm Blood group of Baby : A' Positive
 Blood group of Mother : O' Positive
 Post Natal Events : EPJ L

Name of Father : Afsal Ameyy
 Name of Mother : Ramshreya
 Address : Kunhi Thundiyil
Makera
999577102

IMMUNIZATION RECORD

AGE	VACCINE	DUE ON	GIVEN ON	WEIGHT
BIRTH	BCG OPV		5.6.18 5.6.18	
6 WEEKS	DPT/DTap OPV/IPV HEPATITIS - B Hib PCV ROTAVIRAL		18.7.18 4.11.18	
10 WEEKS	DPT/DTap OPV/IPV HEPATITIS - B Hib PCV ROTAVIRAL		18/8/18 18/8/18	
14 WEEKS	DPT/DTap OPV/IPV HEPATITIS - B Hib PCV ROTAVIRAL		19/10/18	
9 MONTHS	MEASLES CHICKEN POX		24/04/19 28/12/18	
18 MONTHS	DPT/DTap OPV/IPV Hib + PCV HEPATITIS - A I		30/06/2019	
2 YEARS	TYPHOID HEPATITIS - A II			
5 YEARS	DT OPV MMR - 2			
10 YEARS	Td/TT RUBELLA			
16 YEARS	Td/TT			
GIRLS > 10 YEARS	HPV 0 HPV1 HPV 6			

Make sure your sees, hears and listens



Development Chart

Note: To use this charts, keep a pencil vertically on the age of the Child. All milestones to the left of the pencil should have been achieved by the child. Based on BSID Baroda norms & Trivandrum Developmental Screening chart (TDSC). This represents normal range.